

Manual Chain Hoist

26700, 26701, 26702 (HSZ 0,5t, HSZ 1t, HSZ 2t)


OPERATION INSTRUCTIONS

Before lifting, inspect carefully the hooks, the load chain, the brake device and lubrication of the block, put it into operation.

You must keep nine rules as following for safe operation.



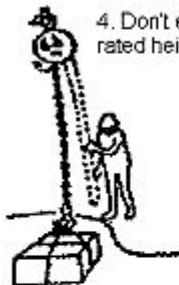
1. Don't lift any load exceeding the rated capacity of the chain block.



2. To avoid accidents, working or passing under a lifting load is strictly forbidden.



3. Don't use two or more blocks to lift one weight



4. Don't exceed rated height.



5. Don't use when the chain is kinking.



6. No upsetting the hook hanger of the double chains type block.

7. Don't pull up the load slantingly.



8. In case of the hand chain fails to move, don't pull it violently or by increasing force. Stop operation and look for the reason.

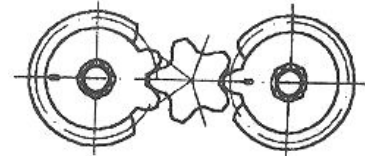


9. No hook tip loading. No direct binding of a load with a loadchain.



MAINTANCE

1. After operation clean the chain block from dirt and keep it in a dry place from rust and corrosion.
2. Cleand the chain block annually by purging the parts in kerosene and apply grease to it. It is advisable that the cleaning work should be done by skilled hands.
3. „O“ marks on the two disk gears should be aligned.
4. Stick the rollers of both left and right bearings to the inner race of the bearing on the chain sprocket shaft journal, and then put it into the outer race of the bearings on the side plates.
5. While assmbling the brake mechanism, case should be taken to mesh the slanting teeth of the ratchet disc and the pawl. Make sure that the pawl is controlled by the spring sensitively and reliably. Then turn the hand wheel clockwise after screwing it onto the driving shaft, and it must press the disc and the plates on the brake seat. Turning it counterclockwise, there should be clearances between the disc and the plates.
6. The stay and the right side plate are in transition fit. Care should be taken not to dismanle them.
7. After cleaning and repair, the chain block should be subjected to non-load and heavy-load tests. If it works normally put it into operation.
8. Keep clean the friction surfaces of the brake mechanism shile lubricating or operating the chain block. Inspect the brake mechanism frequently so as to avoid faulty braking of falling of load.



Model	HSZ-0.5	HSZ-1	HSZ-2
Capacity load	0,5t	1t	2t
Standart lift	2,5m	2,5m	2,5m
Test load	0,75t	1,5t	3t
Effort to rated capacity	160N	320N	320N
No. of load chain	1	1	2
Diameter of load chain	6mm	6mm	8mm
Min. distance between hooks	280mm	300mm	360mm

